



## 涂鸦蓝牙智能明装筒灯电源系列

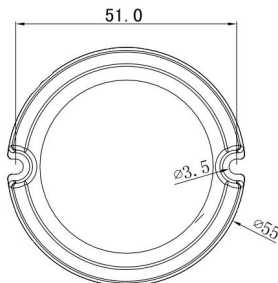
- 无线调光和色温可调 / Wireless dimmable and cct tunable
- 无需安装控制线和其他控制器 / No need install control wire and other controllers
- 两路输出, 共阳极 / Two channels output, common anode
- 输出恒压驱动器 / Output constant voltage driver
- 宽输出电压范围 / Wide output voltage range
- 3年质保 /3-years warranty
- 涂鸦平台, 蓝牙 mesh 协议/Tuya platform, Bluetooth protocol

## 功能/Functions

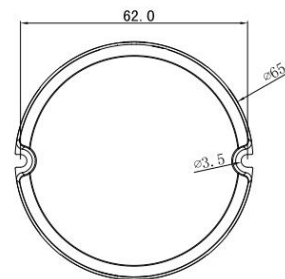
- 通过蓝牙无线控制调光和色温调节 /Through Bluetooth wireless control dimming and color temperature adjustment
- 场景模式控制 /Scene mode control
- 短路保护 /Short-circuit protection
- 空载保护 /No-load protection
- 浪涌电压 1KV /Surge protection voltage 1KV
- 低 PF 无频闪 /Low PF no strobe



## 尺寸/Dimension



(小壳)长\*宽\*高= 55 \*55 \* 23 mm



(中壳)长\*宽\*高= 65 \*65 \* 25 mm

## 技术数据/Technical Date

For Driver		For RF-Bluetooth	
型号	DN-GRTYLxx-01	可控距离	30 米 / 30Meters without Obstacle
额定输入电压	AC220-240V	协议	Bluetooth
最大输入电流	0.22A	工作频率	2.4GHz ISM band
电源频率	50/60Hz	接收灵敏度	-94.5dBm@1Mbps
额定输出电压	36VDC±5%	发送功率	+10dBm
输出电流	110-580mA	天线类型	PCB internal antenna
调光范围	1%-100%	天线增益	1.0dBi
效率	>80%	工作温度	-40°C...+105°C
功率因数	0.5 PF		
寿命	20,000Hour		
使用温度	-20°C...+45°C		
储存温度	-20°C...+80°C		
尺寸	Φ55×H23mm (小壳)		
	Φ65×H25mm (中壳)		

产品标准/Stendard	
LVD	EN61347-2-13
LVD	EN61347-2-13
EMI	EN55015
RED	EN300 440
RED	EN301489-1/ EN301489-3
EMS	IEC6100-3-2/IEC6100-3-3
EMS	IEC6100-4-2/IEC6100-4-3/IEC6100-4-4
EMS	IEC6100-4-5/ IEC6100-4-6/IEC6100-4-8

## 安装接线/Installation and wiring

### 安装说明/Installation

安装前需考虑散热/Heat dissipation must be considered before installation.

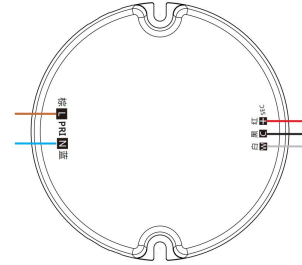
不能安装于全金属包围的环境中，会导致金属屏蔽信号影响数据的接收。/It can not be installed in the environment surrounded by all metal, which will cause the metal shielding signal to affect the data reception.

使驱动器尽可能远离周围环境中的电磁干扰，以确保射频控制行为/Keep the drivers as far as possible away from electromagnetic interference in the surrounding environment to ensure RF controlling behavior.

安装时一定要切断电源/Make sure to keep mains off while installation.

建议：所有的连接尽可能短，以确保良好的 EMC 性能。  
Suggestion: make all connection as short as possible to ensure good EMC behavior.

### 接线图/Wiring Diagram



- 双路输出，共阳极 /Two channels output, common anode
- 输入（L N）接 220-240V 交流电源 / Input（L N）connected to 100-240V AC power supply
- C-用于冷白色 LED，W-用于暖色 LED /C- for cool white LED,W-for warm LED

## 所有的型号和规格/All models and specifications

型号	输入电压 (V)	最大输入电流 (A)	最大输入功率 (W)	额定输出电压 (V)	额定输出电流 (mA)	功率因数 (PF)	输出信道	类型
Model Number	Input Voltage	Max input Current	Max input Power	Rated Output Voltage	Rated Output Current	Power Factor	Output channel	Match colors
DN-GRTYL5W-01	220~240AC	0.045A	5W	36V	110mA	0.5	2	CW
DN-GRTYL6W-01	220~240AC	0.055A	6W	36V	130mA	0.5	2	CW
DN-GRTYL7W-01	220~240AC	0.064A	7W	36V	150mA	0.5	2	CW
DN-GRTYL8W-01	220~240AC	0.073A	8W	36V	180mA	0.5	2	CW
DN-GRTYL9W-01	220~240AC	0.082A	9W	36V	210mA	0.5	2	CW
DN-GRTYL10W-01	220~240AC	0.091A	10W	36V	230mA	0.5	2	CW
DN-GRTYL12W-01	220~240AC	0.110A	12W	36V	280mA	0.5	2	CW
DN-GRTYL15W-01	220~240AC	0.140A	15W	36V	350mA	0.5	2	CW
DN-GRTYL18W-01	220~240AC	0.165A	18W	36V	410mA	0.5	2	CW
DN-GRTYL20W-01	220~240AC	0.182A	20W	36V	500mA	0.5	2	CW
DN-GRTYL24W-01	220~240AC	0.220A	24W	36V	580mA	0.5	2	CW

## 应用/Application

适用于家居照明、室内办公照明、商业照明等智能应用场景

